

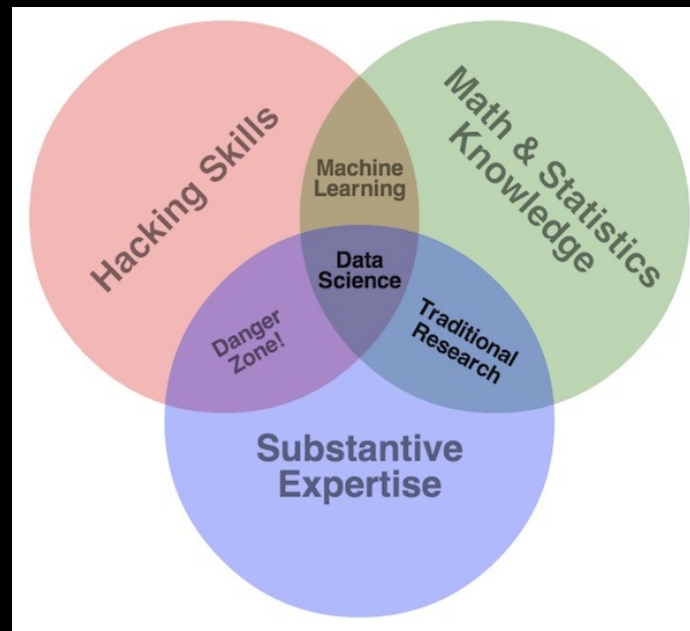
data science



chris.wiggins@columbia.edu  
chris.wiggins@nytimes.com  
@chrishwiggins

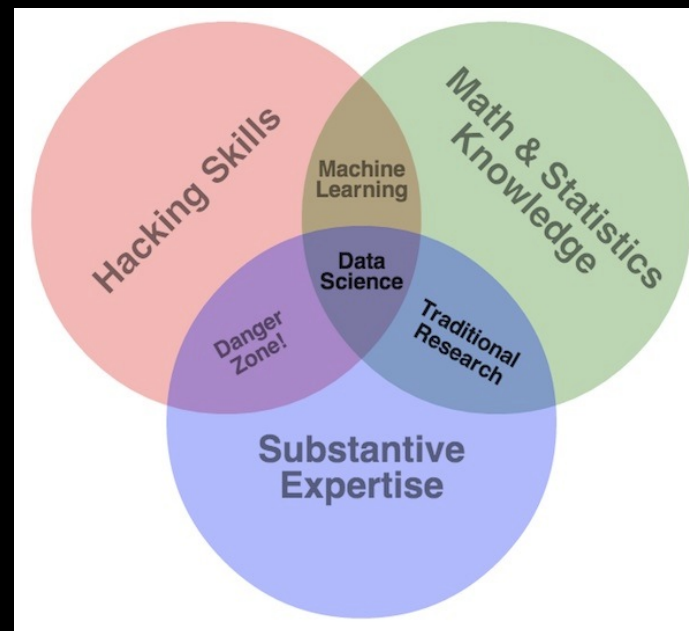
data science: 2 definitions

# applied machine learning



drew conway, 2010

applied machine learning



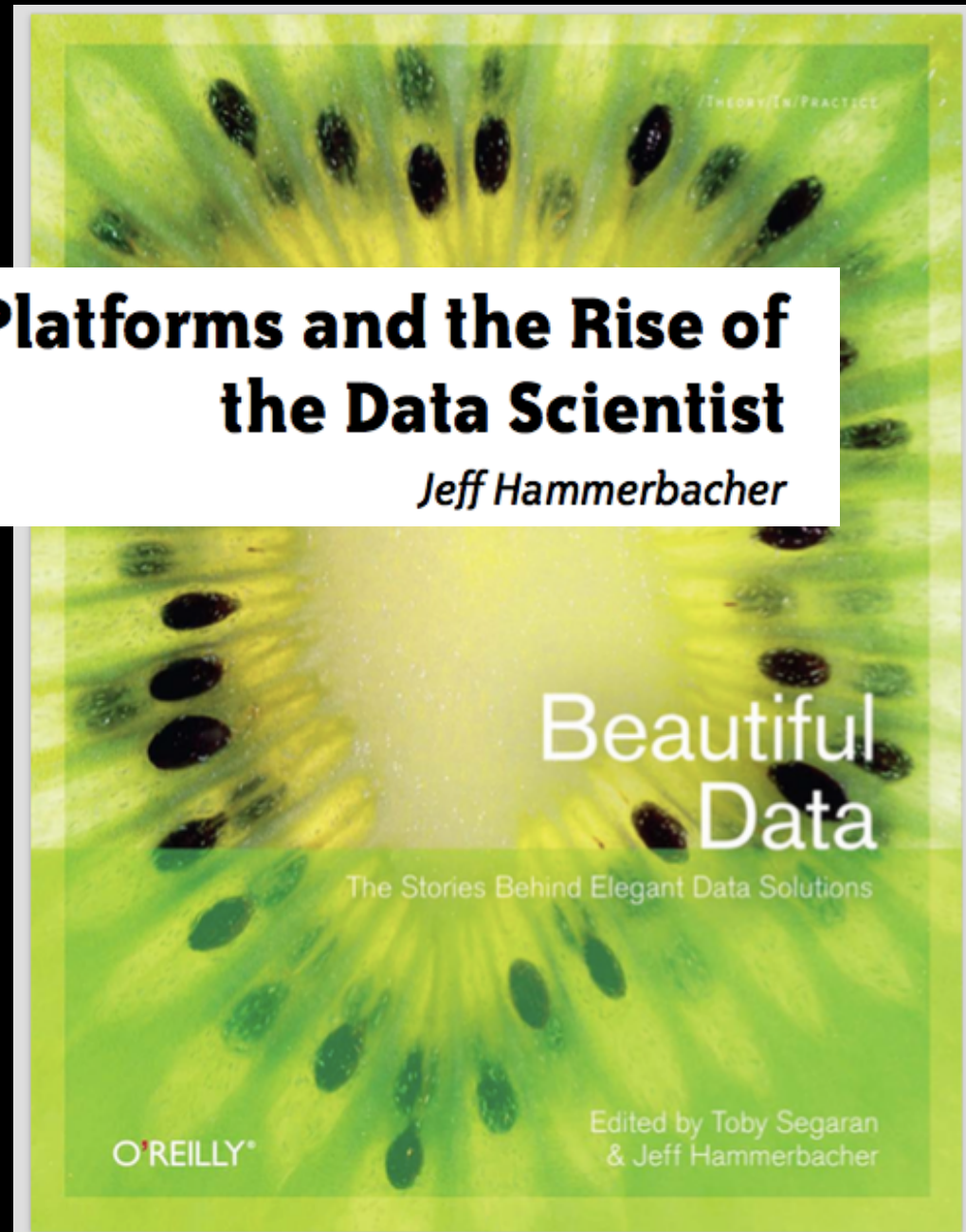
drew conway, 2010


(closer to DS in academia)

# Information Platforms and the Rise of the Data Scientist

*Jeff Hammerbacher*

modern history:  
2009






## Information Platforms and the Rise of the Data Scientist

At Facebook, we felt that traditional titles such as Business Analyst, Statistician, Engineer, and Research Scientist didn't quite capture what we were after for our team. The workload for the role was diverse: on any given day, a team member could author a multistage processing pipeline in Python, design a hypothesis test, perform a regression analysis over data samples with R, design and implement an algorithm for some data-intensive product or service in Hadoop, or communicate the results of our analyses to other members of the organization in a clear and concise fashion. To capture the skill set required to perform this multitude of tasks, we created the role of "Data Scientist."

2009

O'REILLY\*


Edited by Toby Segaran  
& Jeff Hammerbacher



## Information Platforms and the Rise of the Data Scientist

At Facebook, we felt that traditional titles such as Business Analyst, Statistician, Engineer, and Research Scientist didn't quite capture what we were after for our team. The workload for the role was diverse: on any given day, a team member could author a multistage processing pipeline in Python, design a hypothesis test, perform a regression analysis over data samples with R, design and implement an algorithm for some data-intensive product or service in Hadoop, or communicate the results of our analyses to other members of the organization in a clear and concise fashion. To capture the skill set required to perform this multitude of tasks, we created the role of "Data Scientist."

2009



O'REILLY\*

Edited by Toby Segaran  
& Jeff Hammerbacher

(closer to DS in industry)

data science: pre-2009 history





GOOG: “igert in data science”

<http://www.stat.ucla.edu/~cocteau/ds3.pdf> (2007)

“data science”  
ancient history:

# Data Science: An Action Plan for Expanding the Technical Areas of the Field of Statistics

William S. Cleveland  
Statistics Research, Bell Labs  
wsc@bell-labs.com

## Abstract

An action plan to enlarge the technical areas of statistics focuses on the data analyst. The plan sets out six technical areas of work for a university department and advocates a specific allocation of resources devoted to research in each area and to courses in each area. The value of technical work is judged by the extent to which it benefits the data analyst, either directly or indirectly. The plan is also applicable to government research labs and corporate research organizations.

“data science”  
ancient history: 2001

data science  
context

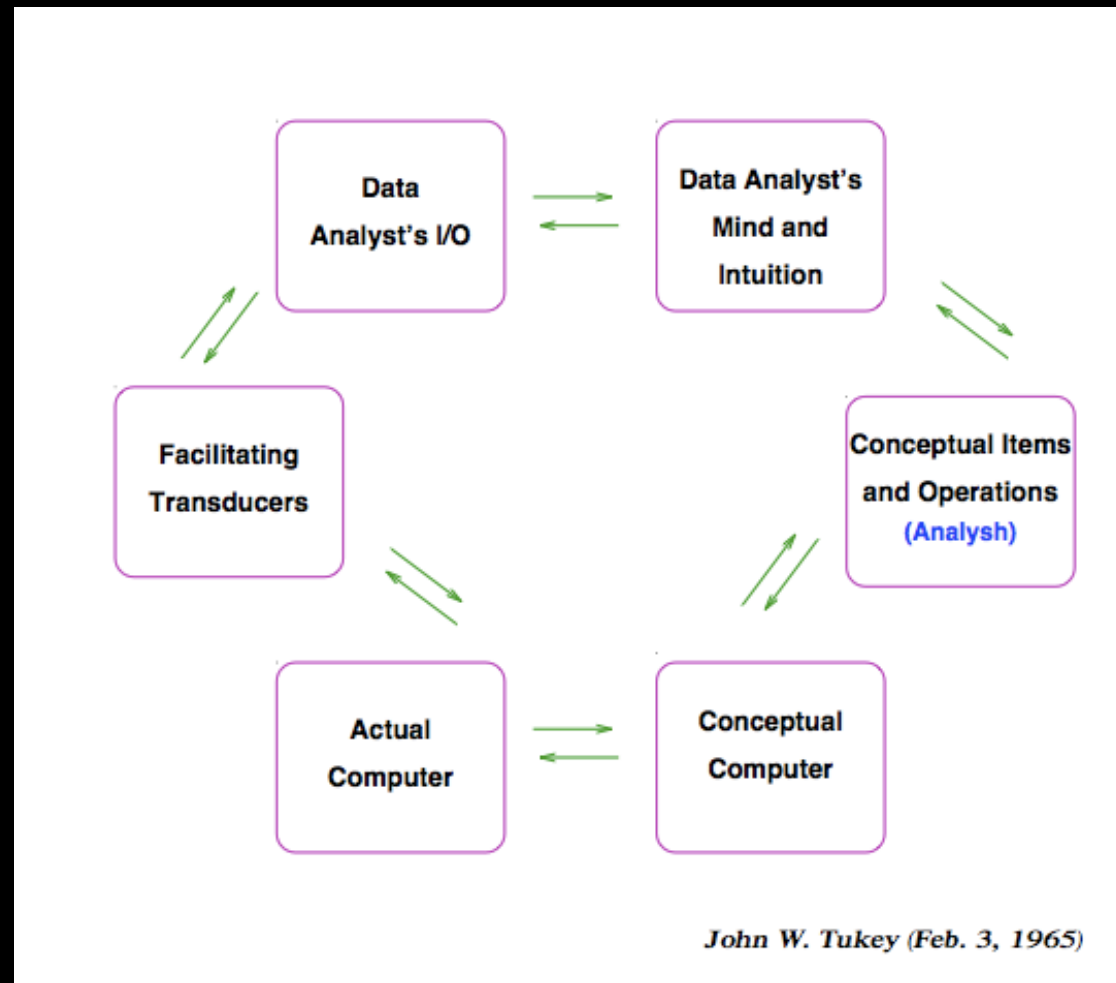


“the progenitor of data science.” - @mshron

## I. GENERAL CONSIDERATIONS

**1. Introduction.** For a long time I have thought I was a statistician, interested in inferences from the particular to the general. But as I have watched mathematical statistics evolve, I have had cause to wonder and to doubt. And when I have pondered about why such techniques as the spectrum analysis of time series have proved so useful, it has become clear that their “dealing with fluctuations” aspects are, in many circumstances, of lesser importance than the aspects that would already have been required to deal effectively with the simpler case of very extensive data, where fluctuations would no longer be a problem. All in all, I have come to feel that my central interest is in *data analysis*, which I take to include, among other things: procedures for analyzing data, techniques for interpreting the results of such procedures, ways of planning the gathering of data to make its analysis easier, more precise or more accurate, and all the machinery and results of (mathematical) statistics which apply to analyzing data.

“The Future of Data Analysis,” 1962  
John W. Tukey



Tukey 1965, via John Chambers

# Greater or Lesser Statistics: A Choice for Future Research

John M. Chambers  
AT&T Bell Laboratories, Murray Hill, New Jersey

## Abstract

The statistics profession faces a choice in its future research between continuing concentration on traditional topics, based largely on data analysis supported by mathematical statistics, and a broader viewpoint, based on an inclusive concept of learning from data. The latter course presents severe challenges as well as exciting opportunities. The former risks seeing statistics become increasingly marginal in activities to which it can make important contributions.

fast forward -> 1993



# Data Science: An Action Plan for Expanding the Technical Areas of the Field of Statistics

William S. Cleveland  
Statistics Research, Bell Labs  
wsc@bell-labs.com

## **Abstract**

An action plan to enlarge the technical areas of statistics focuses on the data analyst. The plan sets out six technical areas of work for a university department and advocates a specific allocation of resources devoted to research in each area and to courses in each area. The value of technical work is judged by the extent to which it benefits the data analyst, either directly or indirectly. The plan is also applicable to government research labs and corporate research organizations.

fast forward -> 2001

# Data Science: An Action Plan for Expanding the Technical Areas of the Field of Statistics

William S. Cleveland  
Statistics Research, Bell Labs  
wsc@bell-labs.com

## Abstract

An action plan to enlarge the technical areas of statistics focuses on the data analyst. The plan sets out six technical areas of work for a university department and advocates a specific allocation of resources devoted to research in each area and to courses in each area. The value of technical work is judged by the extent to which it benefits the data analyst, either directly or indirectly. The plan is also applicable to government research labs and corporate research organizations.

“The primary agents for change should be university departments themselves.”

NB: placement of stats \in math

# NATIONAL SCIENCE FOUNDATION

---

*Fiscal Year 1952*

2. *Physical, Mathematical, and Engineering Sciences.* For this report (a) *physical sciences* are those sciences concerned primarily with the understanding of the natural phenomena associated with nonliving things; (b) *mathematical sciences* are those sciences which employ logical reasoning with the aid of symbols and which are concerned with the development of methods of operations employing such symbols, including mathematics, pure and applied; astronomy, theoretical mechanics, statistics, logistic research, and computer research exclusive of engineering; (c) *engineering sciences* are those sciences which are concerned with studies directed toward making specific scientific principles usable in engineering practice.

NB: placement of stats \in math

# NATIONAL SCIENCE FOUNDATION

*Fiscal Year 1952*

2. *Physical, Mathematical, and Engineering Sciences.* For this report (a) *physical sciences* are those sciences concerned primarily with the understanding of the natural phenomena associated with nonliving things; (b) *mathematical sciences* are those sciences which employ logical reasoning with the aid of symbols and which are concerned with the development of methods of operations employing such symbols, including mathematics, pure and applied; astronomy, theoretical mechanics, statistics, logistic research, and computer research exclusive of engineering; (c) *engineering sciences* are those sciences which are concerned with studies directed toward making specific scientific principles usable in engineering practice.

The growing need, demand, and opportunity have confronted the educational system of the country with a series of problems regarding the teaching of statistics. Should statistics be taught in the department of agriculture, anthropology, astronomy, biology, business, economics, education, engineering, medicine, physics, political science, psychology, or sociology, or in all these departments? Should its teaching be entrusted to the department of mathematics, or a separate department of statistics, and in either of these cases should other departments be prohibited from offering duplicating courses in statistics, as they are often inclined to do?

not always obvious, cf. Hotelling 1945

The growing need, demand, and opportunity have confronted the educational system of the country with a series of problems regarding the teaching of statistics. Should statistics be taught in the department of agriculture, anthropology, astronomy, biology, business, economics, education, engineering, medicine, physics, political science, psychology, or sociology, or in all these departments? Should its teaching be entrusted to the department of mathematics, or a separate department of statistics, and in either of these cases should other departments be prohibited from offering duplicating courses in statistics, as they are often inclined to do?

## data science: 2 definitions

1. in academia: machine learning applied, science/research focus
2. in industry: machine learning applied, product/software focus

data science history: 2 epochs

1. slow burn @Bell: as heretical statistics (see also Breiman)

2. caught fire 2009-now: as job description

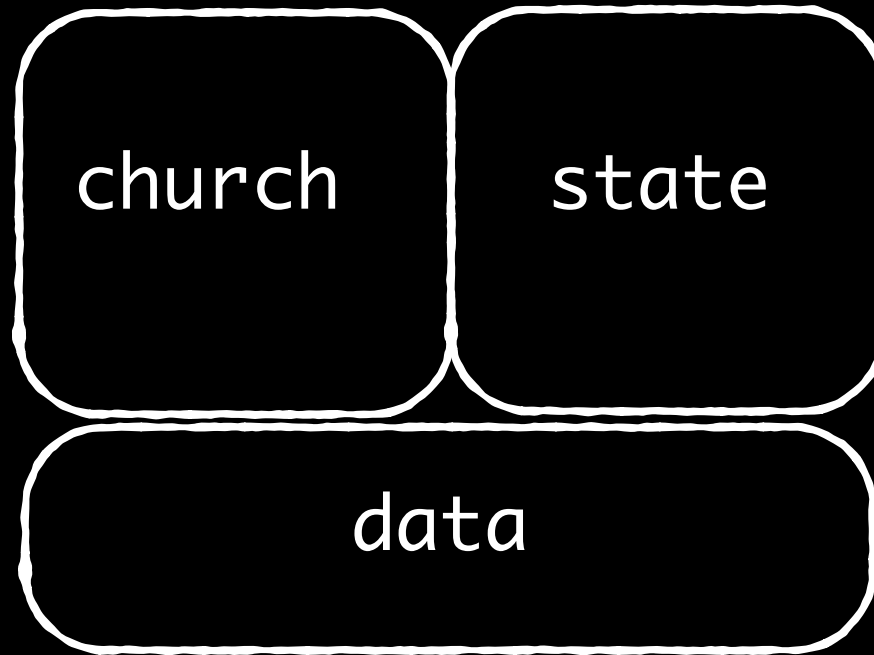


data science @ The New York Times



chris.wiggins@columbia.edu  
chris.wiggins@nytimes.com  
@chrishwiggins

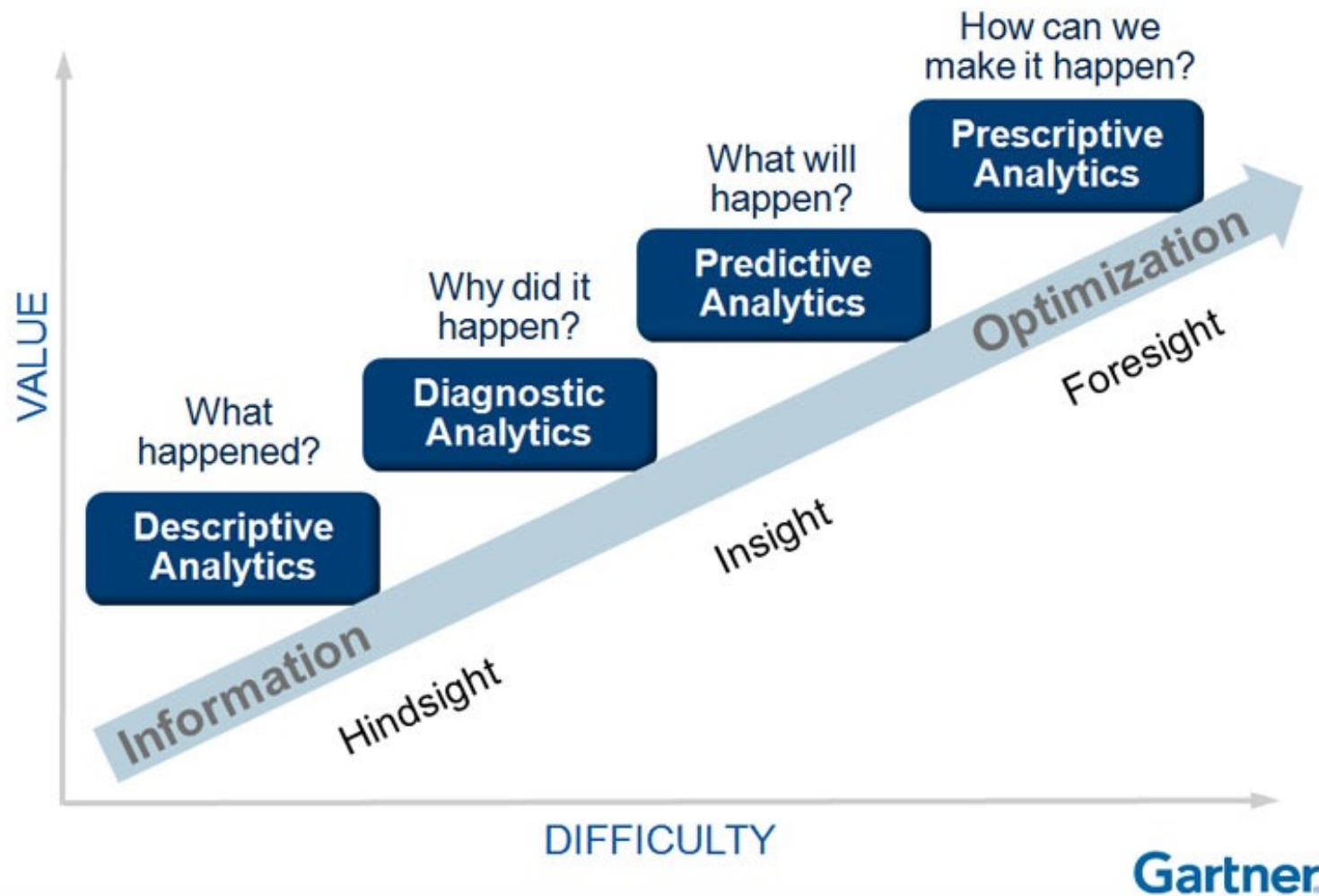
news: 21st century





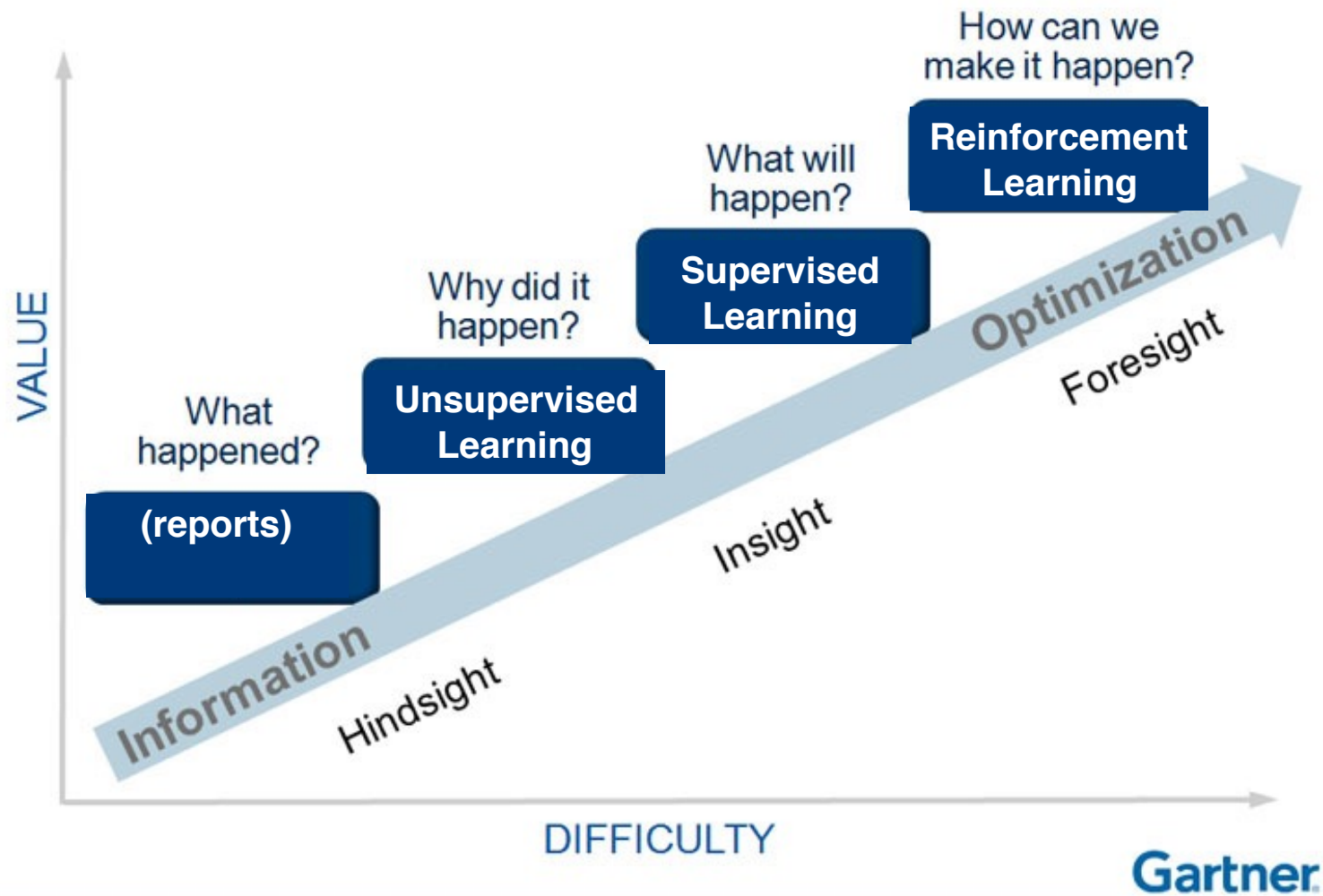


# Analytic Value Escalator



h/t michael littman

# Analytic Value Escalator



h/t michael littman

descriptive, predictive,  
prescriptive modeling

---

descriptive:	specify $x$ ; learn $z(x)$ or $p(z x)$ where $z$ is “simpler” than $x$
predictive:	specify $x$ and $y$ ; learn to predict $y$ from $x$
prescriptive:	specify $x, y$ , and $a$ ; learn to prescribe $a$ given $x$ to maximize $y$

---

descriptive:

Explore



predictive:

Learning



Test



prescriptive:

Optimizing



Reporting



descriptive:

predictive:

prescriptive:

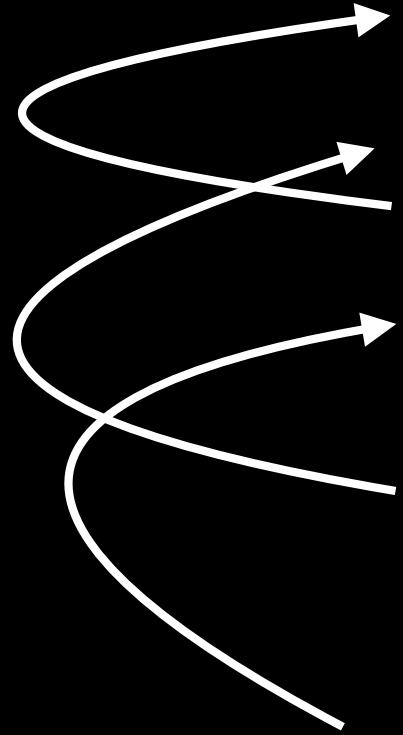
Explore

Learning

Test

Optimizing

Reporting



data science: ideas

data skills

data science and..

- data analytics
- data engineering
- data embeds
- data product
- data multiliteracies

cf. “data scientists at work”, ch 1

nota bene!

these are 3 separate skill sets;  
academia often conflates the 3.

In industry these are\*

- 3 related functions
- 3 collaborating teams

data skills

data science

- data analytics
- data engineering
- data embeds
- data product
- data multiliteracies

cf. “data scientists at work”, ch 1

\* or at least @ NYT, 2016

data science



chris.wiggins@columbia.edu  
chris.wiggins@nytimes.com  
@chrishwiggins

</talk>

<appendices>

# Data Science Institute

ABOUT	CENTERS	ACADEMICS	RESEARCH	ENTREPRENEURSHIP	INDUSTRY
<ul style="list-style-type: none"> <li>Mission</li> <li>Contact</li> <li>News</li> <li>Events Calendar</li> <li>People</li> <li>Data Science Careers</li> <li>Space Reservations</li> </ul>	<ul style="list-style-type: none"> <li>Cybersecurity</li> <li>Financial &amp; Business Analytics</li> <li>Foundations of Data Science</li> <li>Health Analytics</li> <li>New Media</li> <li>Sense, Collect &amp; Move Data</li> <li>Smart Cities</li> </ul>	<ul style="list-style-type: none"> <li>Master of Science in Data Science</li> <li>Certification of Professional Achievement in Data Sciences</li> <li>Graduate Curriculum</li> <li>Online Courses (ColumbiaX)</li> <li>Frequently Asked Questions</li> <li>Online Info Sessions</li> <li>Apply by February 15</li> </ul>	<ul style="list-style-type: none"> <li>ROADS Grant</li> <li>External Grant Submission</li> <li>George Thomas PhD Fellowship Award</li> <li>Natural Sciences and Data Sciences Interface Grant</li> <li>Project Submission Form</li> </ul>	<ul style="list-style-type: none"> <li>Data Sciences &amp; Eship</li> <li>Startup Resources</li> <li>Technology Ventures</li> <li>Data Science Society</li> </ul>	<ul style="list-style-type: none"> <li>Industry Affiliates Program</li> <li>Industry Affiliates</li> <li>I<sup>2</sup> Innovation Seminars</li> <li>Data Science Bowl 2016</li> </ul>

## ABOUT

### Mission

Contact

News

Events Calendar

People

Data Science Careers

Space Reservations

## Mission

The Data Science Institute at Columbia University is training the next generation of data scientists and developing innovative technology to serve society. With more than 150 faculty working in a wide range of disciplines, the Institute seeks to foster collaboration in advancing techniques to gather and interpret data, and to address the urgent problems facing society. The Institute works closely with industry to bring promising ideas to market.





# Data Science Institute

ABOUT

CENTERS

ACADEMICS

RESEARCH

ENTREPRENEURSHIP

INDUSTRY

## ACADEMICS

Master of Science in Data  
Science

Certification of  
Professional Achievement  
in Data Sciences

## 📖 Graduate Curriculum

Online Courses  
(ColumbiaX)

Frequently Asked  
Questions

Online Info Sessions

Apply by February 15

THE CURRENT DATA SCIENCE INSTITUTE COURSE SCHEDULE MAY BE VIEWED [HERE](#).

The following is a list of data science-related courses. Please refer to the [Directory of Courses](#) for the most current course offerings and information.

## STATISTICS & COMPUTER SCIENCE

*STCS W4242 (formerly STAT W4242)*

### Introduction to Data Science

Professor AnsaF Salleb-Aouissi ([Syllabus](#))

Data Science is a dynamic and fast growing field at the interface of Statistics and Computer Science. The emergence of massive datasets containing millions or even billions of observations provides the primary impetus for the field. Such datasets arise, for instance, in large-scale retailing, telecommunications, astronomy, and internet social media. This course will emphasize practical techniques for working with large-scale data. Specific topics covered will include statistical modeling and machine learning, data pipelines, programming languages, "big data" tools, and real world topics and case studies. The use of statistical and data manipulation software will be required. Course intended for non-quantitative graduate-level disciplines. **This course will not count towards degree requirements for graduate programs such as Statistics, Computer Science, or Data Science.** Students should



# Data Science Institute

[ABOUT](#)
[CENTERS](#)
[ACADEMICS](#)
[RESEARCH](#)
[ENTREPRENEURSHIP](#)
[INDUSTRY](#)

## ACADEMICS

Master of Science in Data Science

**Certification of Professional Achievement in Data Sciences**

Certification (2015)

Certification (2014)

Graduate Curriculum

Online Courses (ColumbiaX)

Frequently Asked Questions

Online Info Sessions

Apply by February 15

## ADMISSIONS

## Certification of Professional Achievement in Data Sciences

The Certification of Professional Achievement in Data Sciences prepares students to expand their career prospects or change career paths by developing foundational data science skills.

### ELIGIBILITY REQUIREMENTS

- Undergraduate degree
- Prior quantitative coursework (calculus, linear algebra, etc...)
- Prior introductory to computer programming coursework

### APPLICATION REQUIREMENTS

- [Online application](#)
- Uploaded transcripts from every post-secondary institution attended
- Three recommendation letters
- Personal statement
- Curriculum vitae / resumé



# Data Science Institute

ABOUT

CENTERS

ACADEMICS

RESEARCH

ENTREPRENEURSHIP

INDUSTRY

## ACADEMICS

Master of Science in Data  
Science

Certification of  
Professional Achievement  
in Data Sciences

Graduate Curriculum

### Online Courses (ColumbiaX)

Frequently Asked  
Questions

Online Info Sessions

Apply by February 15

## Data Science Free Online Courses (edX)

Data science is making us smarter and more innovative in so many ways.  
How does it all work?

In this *Data Science and Analytics XSeries* you will gain insight into the latest data science tools and their application in finance, health care, product development, sales and more. With real world examples, we will demonstrate how data science can improve corporate decision-making and performance, personalized medicine and advance your career goals.

Taught by a distinguished team of professors at Columbia University's Data Science Institute, this XSeries is perfect for anyone who wants to understand basic concepts in data science without getting into the weeds of programming. Aimed at organization leaders, business managers, health care professionals and anyone considering a career in data science, this series will steep learners in the fundamentals of statistics, machine learning and algorithms. It will also introduce emerging technologies such as the *Internet of Things*, or wirelessly connected products, and techniques that allow computers to summarize mountains of text, audio and video. Concrete examples provided throughout the series will ensure that



# Data Science Institute

ABOUT

CENTERS

ACADEMICS

RESEARCH

ENTREPRENEURSHIP

INDUSTRY

## ACADEMICS

### Master of Science in Data Science

Certification of Professional Achievement in Data Sciences

Graduate Curriculum

Online Courses (ColumbiaX)

Frequently Asked Questions

Online Info Sessions

Apply by February 15

## ADMISSIONS

[Data Science Institute](#)

212-854-5660

[datascience@columbia.edu](mailto:datascience@columbia.edu)

## Master of Science in Data Science

The Master of Science in Data Science allows students to apply data science techniques to their field of interest, building on four foundational courses offered in our [Certification of Professional Achievement in Data Sciences program](#). Our students have the opportunity to conduct original research, included in a capstone project, and interact with our industry partners and faculty. Students may also choose an elective track focused on entrepreneurship or a subject area covered by one of our [six centers](#).

### ELIGIBILITY REQUIREMENTS

- Undergraduate degree
- Prior quantitative coursework (calculus, linear algebra, etc...)
- Prior introductory to computer programming coursework

### WHO SHOULD APPLY?



# Data Science Institute

ABOUT

CENTERS

ACADEMICS

RESEARCH

**ENTREPRENEURSHIP**

INDUSTRY

## ENTREPRENEURSHIP


### Data Sciences & Eship

[Startup Resources](#)

[Technology Ventures](#)

[Data Science Society](#)

## Data Sciences & Entrepreneurship



Encouraging entrepreneurship and developing an entrepreneurial ecosystem for the Institute's faculty and staff who are interested in starting companies is an important component of the Institute's mission and has emerged as a central educational theme within Columbia Engineering. Columbia Engineering promotes engineering innovation and engaged entrepreneurship. Its entrepreneurship programs provide education and support for Columbia Engineering students and faculty, socially engaged



# Explorations in Data Science

---

Columbia University **Science Honors Program**

Spring 2016

## About this course

In this course, our students (aka, the explorers) will carry out a series of explorations in data science to learn about statistical thinking principles and data analysis skills used in data science.

These explorations will cover topics including but not limited to

- descriptive statistics,
- sampling and estimation,
- association,
- regression analysis, etc.



high school!



role of higher ed  
in complementary/experiential education?





**Luke Iseman** at  **hackNY**.

April 3 at 12:01pm · New York, NY, United States · 



Hackathons are proof that it's all going to be OK:)



see also: <http://bit.ly/hackNY15vid>